


EMSOS 2016 - 29TH ANNUAL MEETING OF THE

EUROPEAN MUSCULO-SKELETAL ONCOLOGY SOCIETY

**17TH EMSOS NURSE AND ALLIED
PROFESSIONS GROUP MEETING**

FINAL
SCIENTIFIC
PROGRAM



2016

25th, 26th, 27th May

La Baule
Congress Center Atlantia
FRANCE

ORGANISING COMMITTEE:

Pr François Gouin (Nantes)
Dr Françoise Rédini (Nantes)
Dr Fabrice Fiorenza (Limoges)



WWW.EMSOS2016.COM

MUTARS® Silver

the protecting surface

„The use of silver-coated prostheses reduced the infection rate”.*

To increase the silver content in the area of the distal femur, special silver plates are mounted to the component.

* Reduction of periprosthetic infection with silver-coated megaprotheses in patients with bone sarcoma; Haddad J, von Eilf C, Strellbürger A, Balke M, Budny T, Henrichs MP, Hauschild G, Ahrens H; Department of Orthopedics and Tumor Orthopedics, Münster University Hospital, Münster, Germany; Journal of Surgical Oncology, Vol. 101, Issue 5, pages 389-395, 1 April 2010

INTELLIGENT COATING

EMSOS 2016 - 29th ANNUAL MEETING OF THE
**EUROPEAN
MUSCULO-SKELETAL
ONCOLOGY SOCIETY**
17th EMSOS NURSE AND ALLIED
PROFESSIONS GROUP MEETING

2016
25th, 26th, 27th May
La Baule
Congress Center Atlantia
FRANCE



EDITORIAL

The local organising committee would like to warmly welcome you to the 29th annual meeting of the European Musculo Skeletal Oncology Society (EMSOS) and 17th EMSOS Nurse and allied professions Group Meeting which will be held at La Baule, France, 25th, 26th, 27th May 2016.

We are really honoured to host this wonderful meeting with such distinguished guests from around the world.

The meeting will be focussing on Ewing sarcoma, margins, pelvic tumours, targeted therapy; open sessions will offer the opportunity to report and discuss the latest results in all fields.

The Congress venue is at La Baule which is located very near Nantes, in the heart of one of the most beautiful bays of Europe. La Baule offers high quality congress facilities combined with the quietness of an ocean beach resort.

The organising committee:

François Gouin

Françoise Rédini

Fabrice Fiorenza

DAY 1 / Wednesday 25th of May

08:30-11:00 TRAINING DAY 1

PLENARY ROOM

Chairs: *Simon Carter (Birmingham, United Kingdom) & Fabrice Fiorenza (Limoges, France)*

- 08:30 Infection in megaprosthesis, *Pietro Ruggieri (Padova, Italy)*
- 09:00 Malignant tumour of the foot, *Eric Mascard (Paris, France)*
- 09:30 Surgical treatment of pseudotumoural and benign lesions of bone, *Dominico Campanacci (Firenze, Italy)*
- 10:00 Management of GCT of bone in 2016, *Robert Turcotte (Montreal, Canada)*
- 10:30 Spino-pelvic tumour resection and reconstruction, *Panayiotis Papagelopoulos (Athens, Greece)*

11:00 Break & exhibition visit

11:30-13:30 TRAINING DAY 2

PLENARY ROOM

Chairs: *Andreas Leithner (Graz, Austria) & Oleg Virva (Kharkiv, Ukraine)*

- 11:30 Staging, biopsy and margins in bone sarcoma, *Nicolas Fabbri (New York, United States of America)*
- 12:00 Bone sarcoma recurrence: what now? *Stefan Bielack (Stuttgart, Germany)*
- 12:30 Challenge in bone tumour imaging, *Daniel Vanel (Bologna, Italy)*
- 13:00 Pathological fracture of long bones, *Sander Dijkstra (Leiden, The Netherlands)*

13:30 Lunch cocktail & exhibition visit

13:30-14:15 LUNCH SESSION

Hands on bone sarcoma resection

Serious game: live planning of a bone tumour,
Laurent Paul (Louvain-la-Neuve, Belgium)



3D-SIDE
IMMERSIVE SPECIFIC
SURGICAL TECHNOLOGY

OREAUX BAGUENAUD ROOM

14:30-17:00 TRAINING DAY 3

PLENARY ROOM

Chairs: *Philipp Funovics (Vienna, Austria) & Jay Wunder (Toronto, Canada)*

- 14:30 Management of atypical lipomas: the London approach, *Rob Pollock (London, United Kingdom)*
- 15:00 Targeted therapy in 2016, *Jean-Yves Blay (Lyon, France)*
- 15:30 Surgical management of STS including the role of radiation, *Jay Wunder (Toronto, Canada)*
- 16:00 How to stage and treat bone sarcomas other than osteosarcoma and Ewing sarcoma, *Jeremy Whelan (London, United Kingdom)*
- 16:30 Soft tissue tumour imaging, *Michèle Kind (Bordeaux, France)*

TRAINING DAY 4

OREAUX BAGUENAUD ROOM

Chairs: *Natacha Enz-Werté (Strasbourg, France) & Minna Laitinen (Tampere, Finland)*

- 14:30 Management of spinal metastases, *Petra Krepler (Vienna, Austria)*
- 15:00 Cost effective limb salvage options, *Ajay Puri (Mumbai, India)*
- 15:30 What's new in orthopaedic oncology? *John Healey (New York, United States of America)*
- 16:00 Tumour heterogeneity of bone sarcomas: the next challenge, *Dominique Heymann (Leeds, United Kingdom)*
- 16:30 The whole sarcoma genome as a diagnostic, prognostic and therapeutic marker, *Frédéric Chibon (Bordeaux, France)*

15:30-17:30 EMSOS board meeting

LAMBARDE GOVELLE ROOM

17:00-17:45 SYMPOSIUM

Limb salvage in orthopaedic oncology: what is and isn't possible

Case based discussion, *William Aston (London, United Kingdom) & Lee Jeys (Birmingham, United Kingdom)*



PLENARY ROOM

17:45-18:45 Opening Ceremony

PLENARY ROOM

From scalpel to paintbrush, Leonardo da Vinci reveals anatomy, *Dominique Le Nen (Brest, France)*

18:45 Welcome cocktail

DAY 2 / Thursday 26th of May

07:45-08:30 BREAKFAST SESSION

ProMade, the next generation of exclusive implants, *Maurizio Pellegrini (Pordenone, Italia)*



OREAUX BAGUENAUD ROOM

08:30-10:00 SESSION 1: EWING SARCOMA

PLENARY ROOM

Chair: *Perrine Marec-Bérard (Lyon, France)*

Moderators: *Peter Steadman (Brisbane, Australia) & Jeremy Whelan (London, United Kingdom)*

08:30 Overview, *Perrine Marec-Bérard (Lyon, France)*

08:35 ORAL PRESENTATIONS

- Imaging study of 33 small cell osteosarcomas, *Daniel Vanel (Bologna, Italy)*
- Targeting the epigenetic readers in Ewing sarcoma inhibits the oncogenic transcription factor EWS/FLI1, *Camille Jacques (Nantes, France)*
- Improved prognosis for patients with Ewing sarcoma in the sacrum compared with the innominate bones: the Scandinavian Sarcoma Group experience, *Otte Brosjö (Stockholm, Sweden)*
- Chemotherapy-induced necrosis in Ewing sarcoma: which is the best scoring tool? *Piero Picci (Bologna, Italy)*
- Extending European collaboration to improve outcomes from Ewing sarcoma: the EURO EWING Consortium [EU grant 602856], *Jeremy Whelan (London, United Kingdom)*
- Temozolomide and irinotecan in adult patients with recurrent Ewing sarcoma, *Stefano Ferrari (Bologna, Italy)*
- Ewing sarcoma of the head and neck: local treatment evaluation of the French population of Euro-Ewing99, *Jebrane Bouaoud (Paris, France)*
- Local control and survival in pelvic Ewing sarcoma (EwS) in the Euro-EWING99 trial*, *Dimosthenis Andreou (Münster, Germany), Andreas Leithner (Graz, Austria), Michael Paulussen (Datteln, Germany), Arne Streitbürger (Münster, Germany), Beate Timmermann (Essen, Germany), Per-Ulf Tunn (Berlin, Germany) et al.*
- Risk analysis factors for local recurrence in Ewing sarcoma: when should adjuvant radiotherapy be administered? *Michael Parry (Birmingham, United Kingdom)*
- Radiological tumour volume response and relation to histological response and outcome in localized Ewing sarcoma*, *Lianne Haveman (Amsterdam, The Netherlands), Uta Dirksen (Münster, Germany), Stephanie Klco-Brosius (Münster, Germany), Heribert Juergens (Münster, Germany), Thomas Kuehne (Basel, The Netherlands), Michael Paulussen (Datteln, Germany) et al.*
- Early results with pre-operative radiotherapy for central Ewing's sarcoma, *Lee Jeys (Birmingham, United Kingdom)*
- The surgical treatment of the Ewing sarcoma of the spine: long-term follow-up, *Alessandro Luzzati (Milan, Italy)*
- Oncological outcome of Ewing sarcoma treated by limb salvage and neoadjuvant chemotherapy: the experience of Cairo university hospital, *Walid Ebeid (Cairo, Egypt)*
- Results of surgical treatment of Ewing's sarcoma of the extremities, *Philipp Theodor Funovics (Vienna, Austria)*

10:00-11:00 SYMPOSIUM

Chairs: *Valérie Dumaine (Paris, France) & Pietro Ruggieri (Padova, Italy)*

10:00 Introduction, *Fabrice Fiorenza (Limoges, France)*

10:06 Special customized implants to treat bone tumour patients, *Panayiotis Papagelopoulos (Athens, Greece)*

10:14 3D planning and reconstruction around the pelvis, *Daniel Kotrych (Szczecin, Poland)*

10:22 Experience with the LUMiC partial pelvic replacement, *Sander Dijkstra (Leiden, The Netherlands)*

10:30 MUTARS® silver coated tumour prostheses in complex joint infection: about 10 cases with 40 months follow up, *Fabrice Fiorenza (Limoges, France)*

10:38 The indications to the use of reverse total shoulder prosthesis in musculoskeletal oncology, *Pietro Ruggieri (Padova, Italy)*

10:46 Discussion



PLENARY ROOM

DAY 2 / Thursday 26th of May

11:00 Break & exhibition visit	
11:30-12:15 CAMPANACCI LECTURE	PLENARY ROOM
Progression through partnership, <i>Steve Cannon (London, United Kingdom)</i>	
12:15-13:45 FREE COMMUNICATIONS (simultaneous sessions)	
FREE COMMUNICATIONS 1	PLENARY ROOM
Moderators: <i>Nathalie Gaspar (Villejuif, France) & Michiel van de Sande (Leiden, The Netherlands)</i>	
<ul style="list-style-type: none">Effect of bone microenvironment in jaw osteosarcoma development, <i>Françoise Rédini (Nantes, France)</i>Management of giant cell tumours of the distal radius, recurrence rates and suggested surgical treatment, <i>Lucy Elliott (Birmingham, United Kingdom)</i>Risk factors for local recurrence after intralesional curettage for giant cell tumours of bone, <i>Peter Horstmann (Copenhagen, Denmark)</i>Complications in surgical treatment of patients with osseous metastases of renal cell carcinoma, <i>Joseph Benevenia (Newark, United States of America)</i>Lymphoma of bone and soft tissues: diagnostic and therapeutic considerations, <i>Hans Roland Dürr (Munich, Germany)</i>The EMSOS + Adamantinoma study: a clinical, radiological and histopathological analysis of 192 case*, <i>Emile Schutgens (London, United Kingdom), Sander Dijkstra (Leiden, The Netherlands), Michiel van de Sande (Leiden, The Netherlands), Rob Pollock (London, United Kingdom), Pancras Hogendoorn (Leiden, The Netherlands), Judith Bovee (Leiden, The Netherlands) et al.</i>Angiosarcoma of bone: a retrospective study of the European Musculoskeletal Oncology Society (EMSOS)*, <i>Stefano Ferrari (Bologna, Italy), Piero Picci (Bologna, Italy), Georg Gosheger (Münster, Germany), Reinhard Windhager (Vienna, Austria), Alberto Righi (Bologna, Italy), Eric Staals (Bologna, Italy) et al.</i>Pigmented villonodular synovitis of the knee: a large retrospective analysis of 214 cases at a UK tertiary referral centre, <i>Kavi Patel (London, United Kingdom)</i>Preliminary results on the international multicenter retrospective Tenosynovial Giant Cell Tumour Database*, <i>Emanuela Palmerini (Bologna, Italy), Bart Schreuder (Nijmegen, The Netherlands), Piero Picci (Bologna, Italy), Stefano Ferrari (Bologna, Italy), Alessandro Gronchi (Milano, Italy), Marta Fiocco (Leiden, The Netherlands) et al.</i>An osseointegrated percutaneous prosthetic system for treatment of transfemoral amputees: medium and projected long-term follow up, <i>Örjan Berlin (Gothenburg, Sweden)</i>Management of foot and ankle malignancies: is it worth salvaging? <i>Nail Harzem Ozger (Istanbul, Turkey)</i>Treatment of osteoid osteomas of the foot: a review of 100 cases, <i>Pietro Ruggieri (Padova, Italy)</i>Clinical experience from a 10-patient cohort implanted with a new prophylactic device to prevent impeding pathological hip fractures, <i>François Cornelis (Bordeaux, France)</i>	

FREE COMMUNICATIONS 2	OREAUX BAGUENAUD ROOM
Moderators: <i>Pierre Layrolle (Nantes, France) & Sophie Mottard (Montreal, Canada)</i>	
<ul style="list-style-type: none">P16 expression as a prognostic and predictive parameter in patients with high grade osteosarcoma of bone: an analysis of 357 cases, <i>Marco Gambarotti (Bologna, Italy)</i>The two faces of TRAIL-based therapies in pediatric bone tumours: how to counteract the activation of pro-proliferative pathways? <i>Romain Guiho (Nantes, France)</i>Preoperative plasma YKL-40 levels in bone and soft tissue sarcoma patients, <i>Andrea Thorn (Copenhagen, Denmark)</i>In vivo quantitative imaging of lung metastatic growth in a mouse model of osteosarcoma, <i>Sander Botter (Zurich, Switzerland)</i>Difficulties of pulmonary metastasectomy resections in pediatric patients, <i>Iwona Malesza (Warszawa, Poland)</i>Early prediction of lung metastases in soft-tissue sarcomas of the extremities using joint fdg-pet and mri textural features, <i>Robert Turcotte (Montreal, Canada)</i>	

* Multicenter trial.

DAY 2 / Thursday 26th of May

<ul style="list-style-type: none">EGFR inhibitors identified as a potential treatment for chordoma in a focused compound drug screen*, <i>Susanne Scheipl (London, United Kingdom), Naomi Guppy (London, United Kingdom), Sandra Strauss (London, United Kingdom), Roberto Tirabosco (Stanmore, United Kingdom), Fernanda Amary (Stanmore, United Kingdom), Nischalan Pillay (London, United Kingdom) et al.</i>Arsenic trioxide as treatment option for pediatric small round blue cell tumours, <i>Frank Traub (Tuebingen, Germany)</i>Interregional network for the surgical management of bone metastases: will centralization improve the quality of surgical treatments? <i>Michele Boffano (Torino, Italy)</i>Local relapse in patients treated in the French OS2006 study: incidence, risk factors and outcome*, <i>Eric Mascard (Paris, France), Christophe Glorion (Paris, France), Jérôme Salles de Gauzy (Toulouse, France), Jean-Marc Guinebrerière (Saint-Cloud, France), Gonzague de Pinieux (Tours, France), Perrine Marec-Bérard (Lyon, France) et al.</i>Long term clinical outcomes of osteosarcoma: a 43-year experience in a single institution, <i>Veli Muzaffer Murat Hiz (Istanbul, Turkey)</i>Dose-intensity relation to histologic response in osteosarcoma patients: a new analytic approach*, <i>Jakob Anninga (Nijmegen, The Netherlands), Carlo Lancia (Leiden, The Netherlands), Cristian Spitoni (Utrecht, The Netherlands), Jeremy Whelan (London, United Kingdom) & Marta Fiocco (Leiden, The Netherlands)</i>The Prophylactic Antibiotic Regimens in Tumour Surgery (PARITY) trial: results of the pilot study and successful European expansion, <i>Michelle Ghert (Hamilton, Canada)</i>	
---	--

13:45 Lunch cocktail & exhibition visit	
13:45-14:30 SYMPOSIUM	OREAUX BAGUENAUD ROOM
<div><div> ZIMMER BIOMET Your progress. Our promise.™</div><div>Advances in technology, <i>Lee Jeys (Birmingham, United Kingdom)</i> Use of TMT in oncology, <i>Davide Donati (Bologna, Italia)</i> Use of TMT in the proximal femur, <i>Nicola Fabbri (New York, United States of America)</i></div></div>	

14:45-16:15 SESSION 2: MARGINS	PLENARY ROOM
Chair: <i>Robert Grimer (Birmingham, United Kingdom)</i> Moderators: <i>Sander Dijkstra (Leiden, The Netherlands) & Gerard Powell (East Melbourne, Australia)</i>	
14:45 Overview,	<i>Robert Grimer (Birmingham, United Kingdom)</i>
14:50 ORAL PRESENTATIONS	
<ul style="list-style-type: none">Why can't we all speak the same language? An analysis of the definition and significance of margins in the eurasmos-1 trial, <i>Robert Grimer (Birmingham, United Kingdom)</i>Margins definition and French guidelines (GFPO, GSF-GETO) for the pathological reporting of the surgical resection specimen obtained after chemotherapy in bone sarcomas*, <i>Anne Gomez-Brouchet (Toulouse, France), Laurence Brugières (Paris, France), Jérôme Sales de Gauzy (Toulouse, France), Philippe Anract (Paris, France), Fabrice Fiorenza (Limoges, France), Nathalie Gaspar (Paris, France) et al.</i>Do patient-specific cutting guides enhance the accuracy of a single diaphyseal osteotomy, <i>Gwen Sys (Ghent, Belgium)</i>Computer assisted 3D planning of complex bone tumour resections improves negative margin resections in a sawbones model, <i>Sternheim Amir (Birmingham, United Kingdom)</i>Local recurrence in the EURAMOS-1 trial – risk factors, management and outcome, <i>Robert Grimer (Birmingham, United Kingdom)</i>Neoadjuvant radiotherapy improves local control in high grade extremity soft tissue sarcoma*, <i>Michiel van de Sande (Leiden, The Netherlands), Marta Fiocco (Leiden, The Netherlands), Anthony Griffin (Toronto, Canada), Peter Ferguson (Toronto, Canada), Sander Dijkstra (Leiden, The Netherlands), William Aston (London, United Kingdom) et al.</i>“Re-excision” after unplanned surgery of primary, localized and high-grade adult soft tissue sarcoma of the extremities: clinical outcome from a mono-institutional retrospective study, <i>Giuseppe Bianchi (Bologna, Italy)</i>Prognostic factors in primary myxofibrosarcoma of the extremities, <i>Andrea Sambri (Bologna, Italy)</i>A novel system for the surgical staging of primary high-grade osteosarcoma margins of excision: The Birmingham classification, <i>Lee Jeys (Birmingham, United Kingdom)</i>	

* Multicenter trial.

DAY 2 / Thursday 26th of May

- MRI Evaluation of Ewing’s tumours: radiological anatomical correlation, *Camille Thevenin-Lemoine (Toulouse, France)*
- Late referral of dermatofibrosarcoma protuberans patients: is “whoops” surgery the usual first approach? A multicentric study*, *Michele Boffano (Torino, Italy), Stefano Mortera (Torino, Italy), Raimondo Piana (Torino, Italy), Robert Grimer (Birmingham, United Kingdom), Simon Carter (Birmingham, United Kingdom), Stefano Marone (Torino, Italy) et al.*
- Dissection of the tumour-vessels interface: a prognostic factor for local recurrence in distal femoral osteosarcoma, *Walid Ebeid (Cairo, Egypt)*
- Should we excise soft tissue sarcoma beyond the infiltration? *Shintaro Iwata (Chiba, Japan)*
- Intra or extra articular resection for osteosarcoma around the knee: what are the rules? *Habib Nouri (Tunis, Tunisia)*

16:15 Break & exhibition visit

16:45-18:15 FREE COMMUNICATIONS (simultaneous sessions)

- FREE COMMUNICATIONS 3** PLENARY ROOM
- Moderators:** *Seggy Abudu (Birmingham, United Kingdom) & Jos Bramer (Amsterdam, The Netherlands)*
- Tumour-associated survival and prognostic factors in myxofibrosarcoma: a retrospective analysis of 118 patients, *Magdalena Gilg (Graz, Austria)*
 - Response and outcome after neoadjuvant radiotherapy of limb soft tissue sarcomas, *Annalisa A. Cortesi (Bologna, Italy)*
 - Soft tissue masses with cystic appearance due to myxomatous stroma: can conventional magnetic resonance imaging differentiate benign from malignant tumours? *Amandine Crombe (Bordeaux, France)*
 - The impact of margins in Desmoid tumour surgery, *Alexander Klein (Munich, Germany)*
 - The influence of unplanned excision in stage III soft tissue sarcoma, *Frank Traub (Toronto, Canada)*
 - What is the morbidity of a non-invasive growing prosthesis?*, *Magdalena Gilg (Graz, Austria), Louie Gaston (Birmingham, United Kingdom), Adesegun Abudu (Birmingham, United Kingdom), Roger Tillmann (Birmingham, United Kingdom), Lee Jeys (Birmingham, United Kingdom), Simon Carter (Birmingham, United Kingdom) & Robert Grimer (Birmingham, United Kingdom)*
 - Superficial soft-tissue sarcomas: how should they be managed? *James Archer (Birmingham, United Kingdom)*
 - Local recurrence, distant metastasis, and death in patients with soft tissue sarcoma (STS) after curative resection: a multi-state model, *Joanna Szkandera (Graz, Austria)*
 - Survivorship of patients with skeletal metastasis associated with soft tissue sarcomas: is routine skeletal survey needed during follow up of these patients? *Bahattin Aydin (Birmingham, United Kingdom)*
 - Predictors of blood transfusion and wound infection following surgical resection of soft tissue sarcoma: analysis of 788 Patients in ACS-NSQIP database, *Krista Goulding (Montreal, Canada)*
 - Major wound complication risk factors following soft tissue sarcoma resection, *James Moore (Montreal, Canada)*
 - En-block resection of malignant or local invasive tumours involving thoracic or lumbar vertebrae: experience from Peking University People’s Hospital, *Xiaodong Tang (Beijin, China)*

- FREE COMMUNICATIONS 4** OREAUX BAGUENAUD ROOM
- Moderators:** *Georg Gosheger (Münster, Germany) & Robert Turcotte (Montreal, Canada)*
- Silver-coated megaprotheses of the proximal tibia in patients with bone sarcoma, *Jendrik Harges (Münster, Germany)*
 - Prognostic factors in angiosarcoma, *Zeeshan Kha (Birmingham, United Kingdom)*
 - Aseptic loosening of implants after oncological knee replacement, *Ilkin Mikailov (St. Petersburg, Russian Federation)*
 - Massive endoprosthetic replacement of the proximal femur for bone tumours: experience from the Royal National Orthopaedic Hospital, Stanmore, *Euan Stirling (London, United Kingdom)*

* Multicenter trial.

DAY 2 / Thursday 26th of May

- Results of distal femur endoprosthetic reconstruction after primary bone tumours resection with a 5-year-minimum follow-up: a national multicentric study about 154 patients*, *Jean-Camille Mattei (Marseille, France), Benjamin Chapat (Nantes, France), Benjamin Ferembach (Tours, France), Philippe Anract (Paris, France), Philippe Rosset (Tours, France), François Gouin (Nantes, France), Georges Curvale (Marseille, France), Alexandre Rochwerger (Marseille, France)*
- Clinical and radiological outcome of the abductor system repair with association of a trochanteric hydroxyapatite plate and a modular prosthesis for proximal femur tumour resections*, *Vincent Crenn (Nantes, France), Sylvain Briand (Paris, France), Eric Denes (Limoges, France), Philippe Rosset (Tours, France) & Mickael Ropars (Rennes, France)*
- Very long term outcomes following endoprosthetic replacements, *Robert Grimer (Birmingham, United Kingdom)*
- Retrospective evaluation of silver coated tumour prostheses in complex joint infection: about 23 patients from 2 French reference centres with 43 months follow up*, *Fabrice Fiorenza (Limoges, France), Jérôme Druon (Tours, France), Eric Denes (Limoges, France), Louis Bernard (Tours, France), Christian Martin (Limoges, France) & Philippe Rosset (Tours, France)*
- Ukrainian custom-made tumour prosthesis system (SIMEKS) for limb reconstructions: 12 years follow up, *Oleg Vyrva (Kharkiv, Ukraine)*
- Functional outcomes and complications after total scapulectomy: is massive reconstruction worthwhile? *Susanna Maraldi (NewYork, United States of America)*
- Acetabular reconstruction using trabecular metal in orthopaedic oncology: a solution for complex cases? *Michele Boffano (Torino, Italy)*
- The pararectus approach: a versatile option in pelvic musculoskeletal tumour surgery, *Christophe Kurze (Bern, Switzerland)*

18:15-18:35 LA BAULE SARCOMA FORUM PLENARY ROOM

Sarcomas in court, *Robert Grimer (Birmingham, United Kingdom)*

18:35-19:35 General Assembly PLENARY ROOM

20:00 EMSOS dinner at Saint-Nazaire’s submarine base

* Multicenter trial.

08:30-13:10 NURSE AND ALLIED PROFESSIONS PROGRAM

- Chairs:** *Lin Russell (Birmingham, United Kingdom) & Petra Veldman (The Netherlands)* LAMBARDE GOVELLE ROOM
- 08:30 Welcome and opening remarks
 - 08:40 Quality of life in children and adolescents after lower extremity bone tumour surgery, *Peter Bekkering (Leiden, The Netherlands)*
 - 09:05 Quality of care: methods to improve patients participation and personalized healthcare, *Petra Veldman (The Netherlands)*
 - 09:20 Treatment of pain in pediatric oncology - Still a challenge, *Susanne Berthold (Stuttgart, Germany)*
 - 09:35 Can a better communication reduce pain and anxiety level in amputees for bone and soft tissue sarcomas? *Ranieri Martinelli (Torino, Italy)*
 - 09:50 Osseointegration: the experience of 8 patients in Leiden, *Nicolette Leijerzapf (Leiden, The Netherlands)*
 - 10:05 Osseointegration: the lessons we learned, *Dies Boonman (Leiden, Pays-Bas)*
 - 10:20 Review of nurse led sarcoma follow up clinics, *Lin Russell (Birmingham, United Kingdom)*
 - 10:35 The role of the nurse in the multidisciplinary team of a sarcoma reference centre, *Riccardo Leoni (Torino, Italy)*

11:00 Break & exhibition visit

11:30 Campanacci lecture PLENARY ROOM

- 12:30 Functional ability and physical activity in children and adolescents after lower extremity bone tumour surgery, *Peter Bekkering (Leiden, The Netherlands)* LAMBARDE GOVELLE ROOM
- 12:55 Surgical treatment of tumours of the humerus, *Arne Streithürger (Münster, Germany)*

13:45 Lunch cocktail & exhibition visit

DAY 3 / Friday 27th of May

08:30-10:05	SESSION 3: PELVIC TUMOURS	PLENARY ROOM
	Chair: Lee Jeys (Birmingham, United Kingdom) Moderators: Rob Pollock (London, United Kingdom) & Pietro Ruggieri (Padova, Italy)	
08:30	Overview, Lee Jeys (Birmingham, United Kingdom)	
08:35	ORAL PRESENTATIONS	
	<ul style="list-style-type: none">Prognosis after recurrence of pelvic osteosarcoma: results obtained for 31 patients from the EUROpean RELapsed OSteosarcoma registry EURELOS*, Stefan Bielack (Stuttgart, Germany), Benjamin Sorg (Stuttgart, Germany), Marilena Cesari (Bologna, Italy), Stefanie Hecker-Nolting (Stuttgart, Germany), Olga Zaikova (Oslo, Norway), Stefano Ferrari (Bologna, Italy) & Kirsten Sundby Hall (Oslo, Norway)Reconstruction of periacetabular tumours with the ice cream cone prosthesis: what are the short-term clinical and functional results? Eduardo Jose Ortiz-Cruz (Madrid, Spain)LUMIC endoprosthetic reconstruction in complex acetabular bone defects: multicentric study and preliminary results, the French experience*, Fabrice Fiorenza (Limoges, France), François Gouin (Nantes, France), Philippe Rosset (Tours, France), Gualter Vaz (Lyon, France), Charles Court (Paris, France), Gilles Missenard (Paris, France) et al.Functional outcome following total sacrectomies without spino-pelvic reconstruction, Piya Kiattisevi (Bangkok, Thailand)Surgical options for the patients with metastatic acetabular tumour, Wei Guo (Beijing, China)Pelvic osteosarcoma: are there patterns leading to long-term survival or death sentence? A retrospective analysis of 67 patients treated at a mean follow-up of 89.5 months, Wiebke Guder (Muenster, Germany)Is computer navigation of pelvic tumours safer for the patient? Parry Michael (Birmingham, United Kingdom)Acetabular resection and reconstructions in children and adolescent in pelvic bone tumours: results of zone II reconstructions, Eric Mascard (Paris, France)Oncologic outcome following surgery for sacral chordoma: 20 years experience, Musaev Elmar (Moscow, Russian Federation)What is the effect of pelvic ring disruption on function and oncological outcome following P1 resection of primary bone sarcoma? Minna Laitinen (Tampere, Finland)Management and retrospective analysis of metastatic sacral tumours: analysis of 80 cases, Pietro Ruggieri (Padova, Italy)Surgery of pelvic chondrosarcomas: a review of 309 cases from three institutions*, Pietro Ruggieri (Padova, Italy), Andrea Angelini (Bologna, Italy), Andreas F. Mavrogenis (Athens, Greece), Ulrich Lenze (Munich, Germany), Giulia Trovarelli (Bologna, Italy), Ruediger Von Eisenhart-Rothe (Munich, Germany) & Panayiotis Papagelopoulos (Athens, Greece)Mid-term clinical outcome in patients with pelvic peripheral chondrosarcomas, Robert Van der Wal (Leiden, The Netherlands)Risk factors for deep infection after endoprosthetic reconstruction of the pelvis*, Michaël Bus (Leiden, The Netherlands), Michiel van de Sande (Leiden, The Netherlands), Daniel Kotrych (Szczecin, Poland), Arne Streitbürger (Münster, Germany), Jos Bramer (Amsterdam, The Netherlands), Paul Jutte (Groningen, The Netherlands) et al.Survival and functional outcome following a modified “harrington” procedure for advanced metastatic destruction of the acetabulum, Jonathan Ward (Birmingham, United Kingdom)	

10:05-10:45	GUEST LECTURE	PLENARY ROOM
	Genetics of Ewing sarcoma and related small round cell tumors, Olivier Delattre (Paris, France)	

10:45	Special morning brunch & exhibition & poster visit	
-------	---	--

11:25-12:30	SESSION 4: TARGETED THERAPY	PLENARY ROOM
	Chair: Stefano Ferrari (Bologna, Italy) Moderators: Stephan Bielack (Stuttgart, Germany) & José Casanova (Agueda, Portugal)	
11:25	Overview, Stephano Ferrari (Bologna, Italy)	

* Multicenter trial.

DAY 3 / Friday 27th of May

11:30	ORAL PRESENTATIONS	
	<ul style="list-style-type: none">Netrin-1 interference to prevent osteosarcoma progression and metastatic dissemination, Morgane Monchanin (Lyon, France)HBP-bound doxorubicin: the promising new therapy for bone cancer, Emmanuelle David (Saint-Herblain, France)Role of hypoxic biomarkers in pediatric high grade osteosarcomas*, Natacha Entz-Werlé (Strasbourg, France), Christelle Lasthaus (Strasbourg, France), Marie Litzler (Strasbourg, France), Cathy Philippe (Villejuif, France), Bastien Job (Villejuif, France), Françoise Rédini (Nantes, France) et al.Denosumab in patients with giant-cell tumour of bone in Norway: results from a nationwide cohort, Kjetil Boye (Oslo, Norway)The effect of EGFR or KRAS mutation on survival in non-small cell lung cancer patients with bone metastases, Julie Willeumier (Leiden, The Netherlands)Targeting HGF/MET signaling in pediatric osteosarcomas is promising in controlling tumour cell migration, Natacha Entz-Werlé (Strasbourg, France)Clinical implications of repeated drug monitoring of imatinib in patients with metastatic gastrointestinal stromal tumour, Kjetil Boye (Oslo, Norway)Evolution in treatment of locally aggressive giant cell tumour of bone: analysis of 37 cases, Giovanni Beltrami (Florence, Italy)Denosumab in treatment of giant cell tumour of bone - first experience, Michal Mahdal (Brno, Czech Republic)Denosumab as adjuvant therapy in giant cell tumour of bone: will surgery become obsolete? Sandra Santos (Coimbra, Portugal)	

12:30-14:00	FLASH PRESENTATIONS & FREE COMMUNICATIONS (simultaneous sessions)	
-------------	--	--

	FLASH PRESENTATIONS	PLENARY ROOM
	Moderators: William Aston (London, United Kingdom) & Nicolas Fabbri (New York, United States of America)	
	<ul style="list-style-type: none">The attempt of prevention of bone metastases based on markers of bone resorption (Tartrate Resistant Acid Phosphatase), Anatolii Diedkov (Kiev, Ukraine)Influencing role of osteosarcoma microenvironment, Louis-Romée Le Nail (Nantes, France)Rapid prototyping pelvic custom made prosthesis and patient specific instrument (PSI) in pelvic tumour surgery, Massimiliano De Paolis (Bologna, Italy)Reconstruction of the acetabulum by massive bone allograft in skeletally immature patients with bone sarcomas of the pelvis, Luca Cevolani (Bologna, Italy)Relapsed Ewing sarcoma following inadequate treatment. Could their life and limb still be salvaged? Walid Ebeid (Cairo, Egypt)Stage 3 giant cell tumour of bone around the knee: intralesional management Vs. en-block resection. Impact of intraarticular fractures, Camilo Soto (Bogota D.C., Colombia)Technique and results in retransplantation of radiosterilized bone tumours with and without fibular augmentation, Alexander Klein (Munich, Germany)Limited predictive value of the Spinal Instability Neoplastic Score for spinal instability after evaluation in 110 patients treated with radiotherapy for symptomatic spinal bone metastases, Sander Dijkstra (Leiden, The Netherlands)New technique for treatment of bone lesion using O arm navigated system, Ortal Segal (Kfer Saba, Israel)Long-term functional and radiological outcomes of allograft hip prosthesis composite. A 14 years follow-up study, Gilles Missenard (Le Kremlin-Bicêtre, France)Application and survival of growing prostheses of the proximal tibia, Tsagkozis Panagiotis (Birmingham, United Kingdom)Bipolar hemiarthroplasty in patients undergoing proximal femoral replacement for a bone tumour, Michaël Bus (Leiden, The Netherlands)	

* Multicenter trial.

FINAL SCIENTIFIC PROGRAM

DAY 3 / Friday 27th of May

- Conditional survival of patients with soft tissue sarcoma (STS) after curative resection, *Joanna Szkandera (Graz, Austria)*
- Skeletal reconstruction for bone sarcomas in children: what 's new? Analysis of primary Implants in the last twenty years at Rizzoli Institute, *Marco Manfrini (Bologna, Italy)*
- Alveolar soft part sarcoma of the extremities: important role for surgery despite high incidence of metastatic disease in a series of 21 patients, *Bahattin Aydin (Birmingham, United Kingdom)*
- Proximal femur recostruction with allograft-prosthetic composite after tumour resection: a review of 29 cases, *Giovanni Beltrami (Florence, Italy)*
- Variation in management of metastatic humeral fractures*, *Stein Janssen (Amsterdam, The Netherlands), Jos Bramer (Amsterdam, The Netherlands), Thierry Guitton (Groningen, The Netherlands), Francis Hornicek (Boston, United States of America) & Joseph Schwab (Boston, United States of America)*
- Results of segmental reconstruction of the femur with diaphyseal implant, *Burkhard Lehner (Heidelberg, Germany)*
- Carbon ion radiotherapy in patients with sacral bone tumours*, *Maria Rosaria Fiore (Pavia, Italy), Roberto Orecchia (Pavia, Italy), Francesca Valvo (Pavia, Italy), Mariangela Novello (Rome, Italy), Viviana Vitolo (Pavia, Italy), Barbara Vischioni (Pavia, Italy) et al.*
- Patient specific instrumentation for resection of pelvic tumour; clinical, pathological and imaging evaluation, *François Gouin (Nantes, France)*
- Single step pelvic reconstruction after complex tumour resection with a patient-matched 3D-printed trabecular titanium implant – A case report, *Christophe Kurze (Bern, Switzerland)*

FREE COMMUNICATIONS 5

OREAUX BAGUENAUD ROOM

Moderators: *David Biau (Paris, France) & Piero Picci (Bologna, Italy)*

- Bone Marrow Biopsy in initial staging of Ewing sarcoma: experience from a single Institution, *Marilena Cesari (Bologna, Italy)*
- Prognostic impact of treatment delays in Ewing sarcoma (EwS) in the Euro-EWING99 trial*, *Dimosthenis Andreou (Münster, Germany), Andreas Leithner (Graz, Austria), Michael Paulussen (Datteln, Germany), Arne Streitbürger (Münster, Germany), Beate Timmermann (Essen, Germany) & Per-Ulf Tunn (Berlin, Germany)*
- Long-term outcome in patients with pelvic Ewing sarcomas, *Andreas Ranft (Münster, Germany)*
- The value of percutaneous biopsy in the approach to musculoskeletal tumours, *Pedro Cardoso (Porto, Portugal)*
- Evaluation of the diagnostic accuracy of open versus closed image-guided biopsies in musculoskeletal lesions. A retrospective review of 1149 biopsies performed on 1048 patients, *Kyriakos Papavasiliou (Thessaloniki, Greece)*
- Biopsy track seeding: histopathological confirmation and relevance in clinical practice, *Irene Barrientos-Ruiz (Madrid, Spain)*
- Rotationplasty in today's era: Does it have a role?, *Ajay Puri (Mumbai, India)*
- Endoprosthetic intercalary bone reconstruction in the lower extremity after tumour resection in children and adolescence: still a challenging surgical procedure, *Arne Streitbuenger (Münster, Germany)*
- Extracorporeal irradiated bone in limb salvage surgery: a useful biological option, *Suman Byregowda (Mumbai, India)*
- Vascularised fibular epiphyseal transfer for proximal humeral resections for primary bone sarcomas in children, *Jonathan Stevenson (Birmingham, United Kingdom)*
- Routes to diagnosis for sarcoma patients, *Heidi Buvarp Dyrop (Aarhus, Denmark)*
- Risk factors of symptomatic venous thromboembolism in sarcoma patients: a Japanese prospective multicenter study*, *Shintaro Iwata (Chiba, Japan), Yoshiyuki Suehara (Tokyo, Japan), Yusuke Shinoda (Tokyo, Japan), Shigeki Kakunaga (Osaka, Japan), Toru Akiyama (Saitama, Japan), Hiroaki Hiraga (Sapporo, Japan) et al.*

14:00-14:30 2017 EMSOS meeting introduction, closing & awards ceremony

PLENARY ROOM

16:00 EMSOS Beach social afternoon & EMSOS regatta

* Multicenter trial.

SOCIAL PROGRAM

Wednesday 25th of May - WELCOME RECEPTION - 18:45


At the end of the training day, we would like to invite you for a welcome reception on the top terrace of the Congress Center Atlantia (level 2) for food and drinks.

Network with participants and enjoy the local cuisine during this aperitive cocktail.



Thursday 26th of May - EMSOS DINNER - 20:00

On the very spot where ocean liners used to moor alongside Saint-Nazaire's quays, inside the former submarine base, Escal'Atlantic offers you a unique experience and the discovery of the world of legendary liners. More than 1.2 million visitors have already visited this venue which is unique in Europe.



Private shuttles will take you to the dinner venue and will drop you off back to your hotels, in front of the Congress Center.

Friday 27th of May - EMSOS BEACH SOCIAL AFTERNOON & EMSOS REGATTA - 16:00

At the end of the meeting, we are pleased to invite you for a beach party. You will be able to choose among a wide choice of sporting and recreational activities: beach soccer, beach volley ball, paddle boarding, kayaking... And if you feel like sailing, you will be able to participate to the friendly EMSOS regatta. Then we will follow up with cocktails on the beach...



You must be registered if you wish to participate to this social program, so please make sure you are registered at the welcome desk.

GENERAL INFORMATION

CONGRESS CENTER OPENING HOURS

- **Wednesday 25th of May:** 07:00-23:00
- **Thursday 26th of May:** 07:00-21:00
- **Friday 27th of May:** 08:00-19:00

BADGES

Participants should collect their name badge from the Meeting registration desk.

Your personal badge is your entry ticket to all sessions and meeting areas. Please remember to wear your badge at all times. If you lose your badge, a new one can be purchased from the registration desk.

FREE SHUTTLE SERVICE

You can use the free shuttle service to go back to the train station or the airport.

Shuttle stops: Congress Center Atlantia > Nantes Airport > Nantes Train station.

DEPARTURES FROM CONGRESS CENTER

• Friday 27th of May

11:00 | 13:00 | 15:30 | 17:00

Arriving time at the train station:

12:20 | 14:20 | 16:50 | 18:20

Arriving time at the airport:

13:30 | 15:30 | 18:00 | 19:30

Please note that seats are limited, shuttles have a seating capacity of 54 and therefore we strongly encourage you to book your seat as soon as you arrive at the registration desk.

ACKNOWLEDGEMENTS

PARTNERS



SPONSORS

Diamond sponsor



Gold sponsor

Silver sponsors



Bronze sponsors

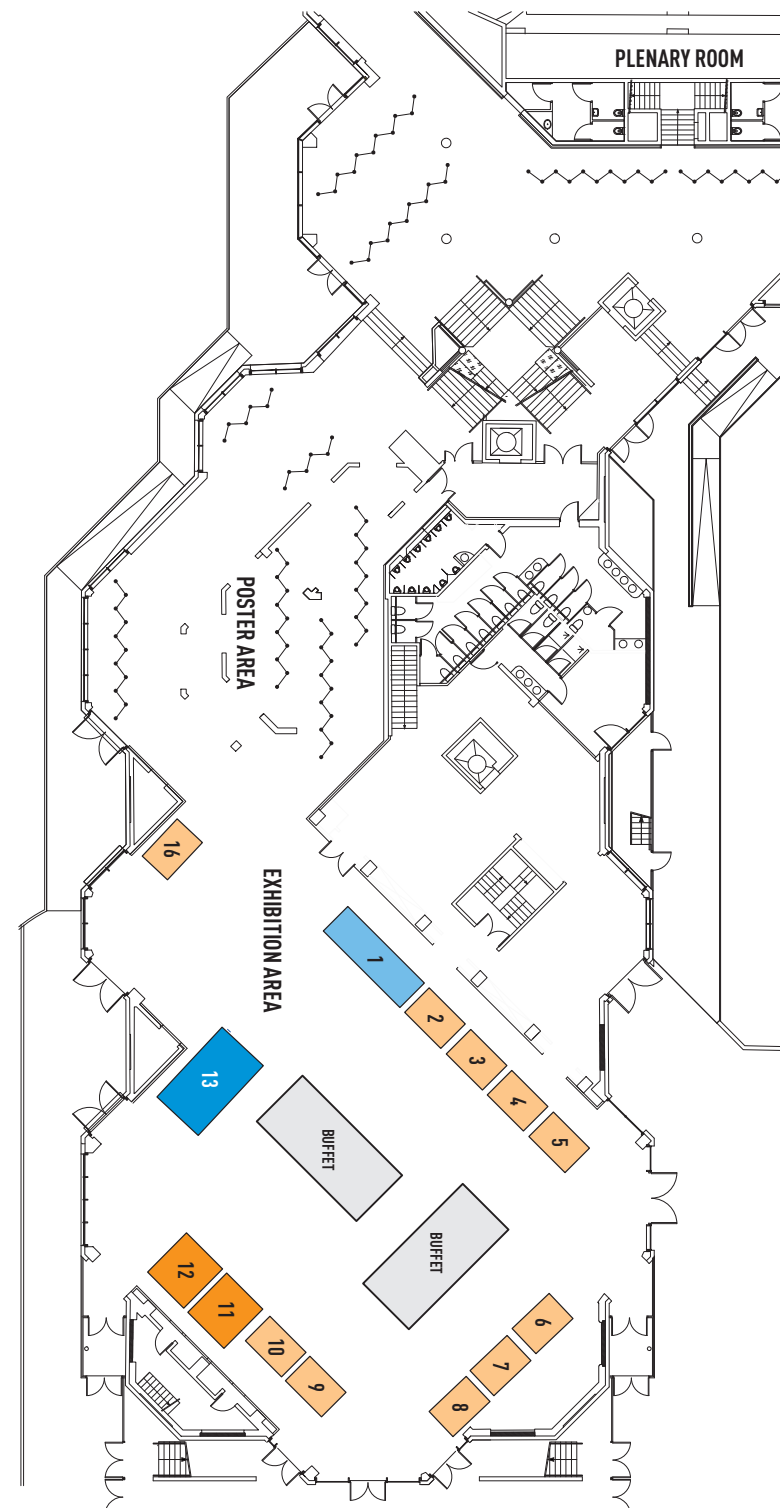


Sponsors



EXHIBITION MAP (LEVEL 1)

1. STANMORE IMPLANTS
2. LIMA CORPORATE
3. 3D-SIDE
4. LINK
5. GROUPE LÉPINE
6. MEDICALEX
7. SERF
8. MATERIALISE
9. ICERAM
10. HYPREVENTION
11. AMGEN
12. ZIMMER BIOMET
13. IMPLANTCAST
16. PARITY TRIAL



EMSOS 2016 - 29TH ANNUAL MEETING OF THE

EUROPEAN MUSCULO-SKELETAL ONCOLOGY SOCIETY

17TH EMSOS NURSE AND ALLIED
PROFESSIONS GROUP MEETING

2016

25th, 26th, 27th May

La Baule

Congress Center Atlantia

FRANCE



CONGRESS VENUE

Congress Center Atlantia
119, avenue du Maréchal
de Lattre de Tassigny
44500 La Baule Escoublac
France
Tel.: +33 (0)2 40 11 51 51

ORGANISATION

Benjamin Richier
Com&Co, 15, Bd Grawitz
13016 Marseille, France
brichier@comnco.com
Tel.: +33 (0)7 77 91 00 65

WWW.EMSOS2016.COM